

REPORT TO: Corporate Policy and Performance Board

DATE: 24th May 2011

REPORTING OFFICER: Strategic Director - Policy & Resources

SUBJECT: Sustainable Community Strategy
2010 – 11 Year-end progress report.

WARDS: Borough-wide

1.0 PURPOSE OF REPORT

1.1 To provide information on the progress in achieving targets contained within the Sustainable Community Strategy for Halton.

2.0 RECOMMENDED THAT:

- i. The report is noted
- ii. The Board considers whether it requires any further information concerning the actions taken to achieve the performance targets contained within Halton's 2006 – 11 Sustainable Community Strategy (SCS).

3.0 SUPPORTING INFORMATION

3.1 The Sustainable Community Strategy, a central document for the Council and its partners, which provides an evidenced-based framework through which actions and shared performance targets can be developed and communicated.

3.2 The current Sustainable Community Strategy included targets which were also part of the Local Area Agreement (LAA). In October 2010 the coalition government announced the ending of government performance management of local authorities through LAAs. Nevertheless, the Council and its partners need to maintain some form of effective performance management framework to:-

- Measure progress towards our own objectives for the improvement of the quality of life in Halton.
- Meet the government's expectation that we will publish performance information.

3.3 Following extensive research and analysis and consultation with all stakeholder groups including Elected Members, partners and the local community and representative groups, a new SCS (2011 – 26) was approved by Council on 20th April 2011.

- 3.4 The new SCS will be accompanied by a separate 'living' 5 year delivery plan. This approach will provide sufficient flexibility to evolve as continuing changes within the public sector continue to emerge, for example the restructuring of the NHS and public health delivery, implementation of Local Economic Partnerships and the delivery of the 'localism' agenda.
- 3.5 Work is presently underway to determine a range of performance information that will allow the systematic monitoring of the progress being made in achieving desired community outcomes over time.
- 3.6 Attached as Appendix 1 is a report on progress of the SCS (2006-11) for the year ending 31st March 2011. This includes a summary of all indicators within the existing Sustainable Community Strategy and additional information for those specific indicators and targets that fall within the remit of this Policy and Performance Board.
- 3.7 In considering this report Members should be aware that:-
- a) The purpose of this report is to consolidate information on all measures and targets relevant to this PPB in order to provide a clear picture of progress.
 - b) As the requirement to undertake a centrally prescribed Place Survey has now ceased the development of a localised perception based methodology is currently underway with a likely implementation date of autumn 2011.

4.0 CONCLUSION

- 4.1 The Sustainable Community Strategy for Halton, and the performance measures and targets contained within it will remain central to the delivery of community outcomes. It is therefore important that we monitor progress and that Members are satisfied that adequate plans are in place to ensure that the Council and its partners achieve the improvement targets that have been agreed.

5.0 POLICY IMPLICATIONS

- 5.1 The Sustainable Community Strategy for Halton is central to our policy framework. It provides the primary vehicle through which the Council and its partners develop and communicate collaborative actions that will positively impact upon the communities of Halton.

6.0 OTHER IMPLICATIONS

6.1 The publication by Local Authorities of performance information is central to the coalition government's transparency agenda. This has been accompanied by a commitment to reduce top down performance management, with the pre-existing National Indicator Data Set (NIS), being replaced from April 2011 with a single comprehensive list of all data that Local Authorities are required to provide to Central Government.

7.0 IMPLICATIONS FOR THE COUNCIL'S PRIORITIES

7.1 This report deals directly with the delivery of the relevant strategic priority of the Council.

8.0 RISK ANALYSIS

8.1 The key risk is a failure to improve the quality of life for Halton's residents in accordance with the objectives of the Sustainable Community Strategy. This risk can be mitigated through the regular reporting and review of progress and the development of appropriate actions where under-performance may occur.

9.0 EQUALITY AND DIVERSITY ISSUES

9.1 One of the guiding principles of the Sustainable Community Strategy is to reduce inequalities in Halton.

10.0 LIST OF BACKGROUND PAPERS UNDER SECTION 100D OF THE LOCAL GOVERNMENT ACT 1972

Document	Sustainable Community Strategy 2006 – 11
Place of Inspection	2 nd Floor, Municipal Building, Kingsway, Widnes
Contact Officer	Hazel Coen



The Sustainable Community

Strategy for Halton

2006 - 2011

Year -end Progress Report

01st April 2010 – 31st March 2011

Corporate Policy &







Performance Board

Document Contact (Halton Borough Council)	Hazel Coen, Divisional Manager Performance & Improvement Municipal Buildings, Kingsway Widnes, Cheshire WA8 7QF hazel.coen@halton.gov.uk
--	--














This report provides a summary of progress in relation to the achievement of targets within Halton's Sustainable Community Strategy 2006 - 2011.

It provides both a snapshot of performance for the period 01st April 2010 to 30th September 2010 and a projection of expected levels of performance to the year-end.







The following symbols have been used to illustrate current performance as against the 2011 target and as against performance for the same period last year.

	Target is likely to be achieved or exceeded.		Current performance is better than this time last year
	The achievement of the target is uncertain at this stage		Current performance is the same as this time last year
	Target is highly unlikely to be / will not be achieved.		Current performance is worse than this time last year





















HEALTHY HALTON

NI	Descriptor	2010/11 Target	Direction of travel
8	Adult participation in sport		
53	Prevalence of breastfeeding at 6 – 8 weeks from birth		
120	All-age all-cause mortality		 Male  Female
123	Reduce 16+ Smoking rate prevalence		
139	People > 65 who say that they receive the information, assistance and support needed to exercise choice and control to live independently	n/a	n/a
142	Number of vulnerable people supported to maintain independent living		
150	Adults in contact with secondary mental health services in employment		













Non Local Area Agreement Measures / Targets

121	Mortality rate from all circulatory diseases at ages under 75 (proxy for local indicator H1)		
122	Mortality from all cancers at ages under 75 (proxy for local indicator H2)		
124	Increase the number of people with a long term condition supported to be independent and in control of their condition		





CHILDREN & YOUNG PEOPLE & FAMILIES

NI	Descriptor	2010/11 Target	Direction of travel
72	Early years foundation stage attainment		
73	Proportion achieving level 4 at KS2 in both English and Maths		
75	Proportion achieving 5 A-C GCSE's including English and Maths		
87	Secondary school persistence absence rate		
92	Achievement Gap at Early Years Foundation Stage		
93	Proportion progressing by 2 levels at KS2 in English		
94	Proportion progressing by 2 levels at KS2 in Maths		
99	Proportion of children in care achieving level 4 at KS2 English		
100	Proportion of children in care achieving level 4 at KS2 Maths		
101	Proportion of children in care achieving 5 A – C GCSE's		

Non-statutory indicators

56	Obesity among primary school age children-Year 6		
63	Stability of placements of looked after children		
80	Achievement of a Level 3 qualification at age 19		
111	First time entrants to Youth Justice System		
112	Reduce under 18 conception rate		
115	Substance misuse by young people	n/a	n/a
116	Proportion of children in poverty		
117	16 – 18 Year olds not in education, training or employment		





Non Local Area Agreement Measures / Targets

NI	Descriptor	2010/11 Target	Direction of travel
CYP1	Reduce the 13% gap in attainment of 5 A*-C GCSEs (including English and Maths) by 25% between those living in the worst 10% LSOA nationally and the Halton average in the three years to 2011		
48	Reduce the number of children and young people killed or seriously injured in road traffic accidents		
199	Increase the children and young people's satisfaction with parks and play areas	n/a	n/a







SAFER HALTON

5	Increase residents overall satisfaction with the area	n/a	n/a
7	Environment for a thriving third sector	n/a	n/a
16	Serious acquisitive crime rate		
17	Perceptions of anti-social behaviour	n/a	n/a
20	Assault with injury crime rate		
30	Re-offending rate of prolific and priority offenders	Not available	Not available
32	Repeat incidents of domestic violence		
33	Arson incidents		
39	Alcohol related hospital admission rates		
40	Drug users in effective treatment		









Non Local Area Agreement Measures / Targets

47	Reduce the number of people killed or seriously injured in road traffic accidents		
SH1	Reduce the number of incidents of ASB in the worst 5 Lower Super Output Areas compared with the rest of the borough		







EMPLOYMENT, LEARNING & SKILLS & COMMUNITY

NI	Descriptor	2010/11 Target	Direction of travel
153	Working age people claiming out of work benefits in the worst performing neighbourhoods		
163	Working age population qualified to at least Level 2 or higher.		
171	VAT Registration rate		







Non Local Area Agreement Measures / Targets

ELS1	Reduce the proportion of adults with no qualifications		
ELS2	Increase the proportion of adults qualified to Level 3		
ELS3	Increase the rate of self-employment		
ELS4	Ensure unemployment in any Lower Super Output Area is less than 20% above the borough average		

ENVIRONMENT & URBAN RENEWAL

5	Overall satisfaction with local area	n/a	n/a
154	Net additional homes provided		
175	Access to services and facilities by public transport walking and cycling		
186	Per Capita CO2 Emissions in LA area	Awaiting Info	Awaiting Info
192	Household waste collected and recycled		

Non Local Area Agreement Measures / Targets

UR1	Assist in maintaining the current baseline of 59,000 jobs in Halton		
UR2	To bring 10 hectares of derelict land back into beneficial use annually		
UR3	Facilitate the relocation of businesses affected by the construction of the Mersey Gateway Bridge		

NI 5 Increase residents overall satisfaction with the area

Baseline (2007-08)	09 – 10 Actual	2011 Target	2010 – 11 Cumulative outturn data				Current Progress	Direction of Travel
			Q1	Q2	Q3	Q4		
70.4%	N/A	73.4%	Refer to comment				n/a	n/a

Data Commentary

The baseline position for this indicator is the perception data that was captured as part of the 2008 National Place Survey. A further survey was planned for 2010 but this requirement has been cancelled as part of the revision of the national performance framework by the coalition government.

General Performance Commentary

In the absence of a nationally prescribed survey work is now being progressed to establish a more locally focussed survey to capture community perceptions and satisfaction levels. It is anticipated that such a survey would be undertaken during the autumn of 2011.

Summary of key activities undertaken during the year

During 2009 the Halton Strategic Partnership commissioned research from IPSOS-MORI to follow-up the key findings of the 2008 Place Survey in more detail.

The key areas residents felt needed to be improved were: – low level crime, ASB, drugs, lack of respect, job prospects, reduces pollution, influence in decision making clean streets and activities for teenagers and an extensive range of interventions have been planned and delivered during the year in order to address these issues.

NI 186 Per capital CO2 emissions in LA area

Baseline (Year)	09 – 10 Actual	2011 Target	2010 – 11 Cumulative outturn data				Current Progress	Direction of Travel
			Q1	Q2	Q3	Q4		
10.1 tonnes per capita (2007/8)	9.4 Tonnes per capita	4%	N / A	N / A	-	TBA	TBA	TBA

Data Commentary

The previous target has been reduced to 4% with agreement of Halton Borough Council's Executive Board, as the previous target was wholly unachievable. Actual data is not yet available from Defra.

General Performance Commentary

There have been a number of projects undertaken throughout the year which have had a positive impact on reducing carbon emissions.

Summary of key activities undertaken during the year

A draft Climate Change Strategy is in preparation for submission to the Local Strategic Partnership in Summer 2011.

The Council has been accepted onto the Collaborative Low carbon Schools Service which will engage schools in reducing carbon emissions and identifying and quantifying cost effective carbon reduction opportunities.

The Council is currently out to tender to install solar PV on its buildings and is currently engaging with the RSLs to see if this can be rolled across the boroughs housing stock.

The deployment of renewable and low carbon energy and design and construction of future development has a central role in delivering sustainable growth and contributing to carbon reduction targets. The Core Strategy sets out principles and policies in relation to energy efficient buildings for new developments and decentralised energy

The Council is exploring the feasibility of an Low Carbon Public and Private Sector Partnership to maximise the opportunities from the emerging low carbon economy